

Dehumidifier Recusorb RL-71, -71 ICE, -71L



Dehumidifying capacity at 20°C / 60%RH

13 - 17 kg/h

Dry air flow


2500 - 3200 m³/h

- Excellent performance in all climates
- Duct connections
- Built-in heat recovery
- Stainless steel chassis
- F7 filter
- Washable rotor
- Options:
 - Frequency inverter to control airflows
 - Linear capacity control
 - Insulated inlets
 - Panel mounted humidity control



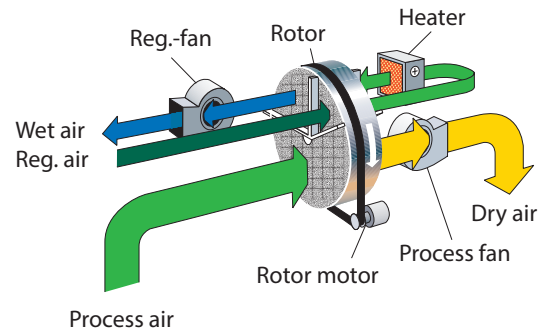
Section of a dehumidifier rotor from Seibu Giken. The high number of channels means that moisture is adsorbed with extra efficiency.

World leaders in dehumidification.



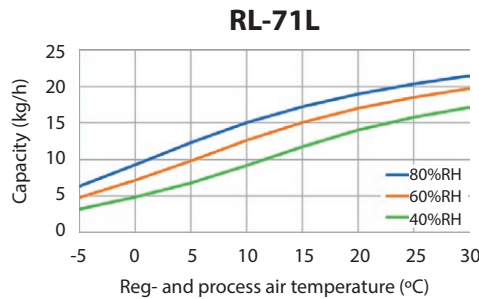
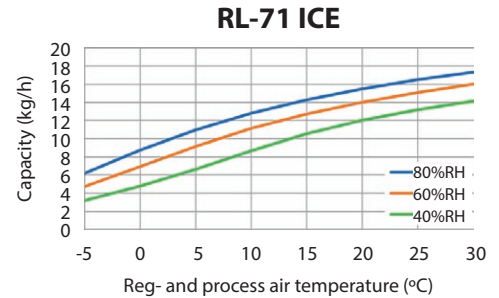
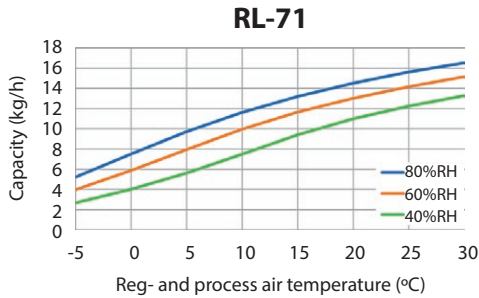
TECHNICAL DATA

Dehumidifier model	RL-71	RL-71 ICE	RL-71L
Nominal capacity ¹ (kg/h)	13	14	17
Dry air flow ² (m ³ /h)	2500	3000	3200
Static pressure at disposal (Pa)	400	400	200
Wet air flow ² (m ³ /h)	800	800	1000
Static pressure at disposal (Pa)	300	300	200
Heater power ³ (kW)	17	17	24
Maximum electric consumption (kW)	20.3	21.1	28.1
Supply fuse 3 x 400V 50Hz (A)	40	40	50
Weight (kg)	190	195	196



- Valid for inlet conditions 20°C/60%RH. For other inlet conditions the capacity can be calculated by using the correction diagrams shown below.
- Volume flow for density 1.20 kg/m³.
- In the standard version the unit is equipped with electric heater. Steam heater and hot water battery is available as an option.

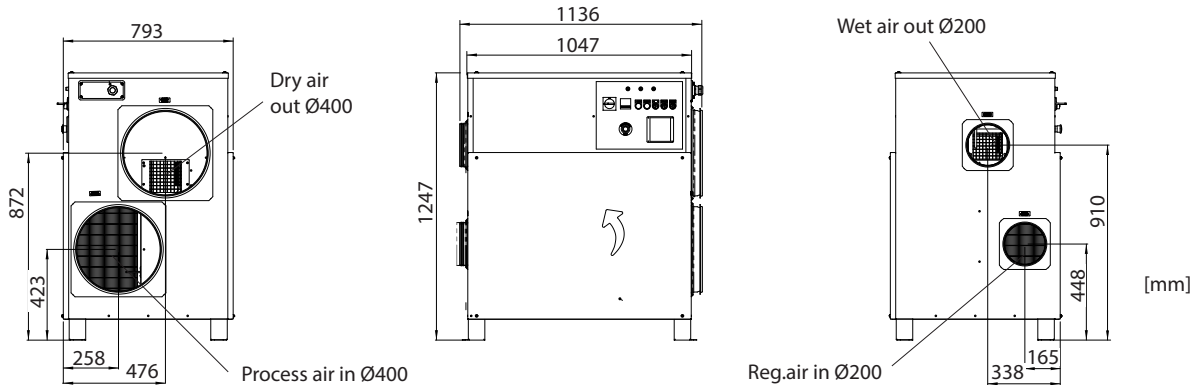
CORRECTION DIAGRAM



Following the sorption principle, the dry air will follow the enthalpy line plus 3-5°C resulting in around 15°C higher dry air temperature compared to process inlet temperature. For more information, contact your DST representative.

DIMENSIONS

Subject to change without notice. Download installation drawing at www.dst-sg.com



Updated 18.12



Sweden | +46 8 445 77 20
info@dst-sg.com | www.dst-sg.com